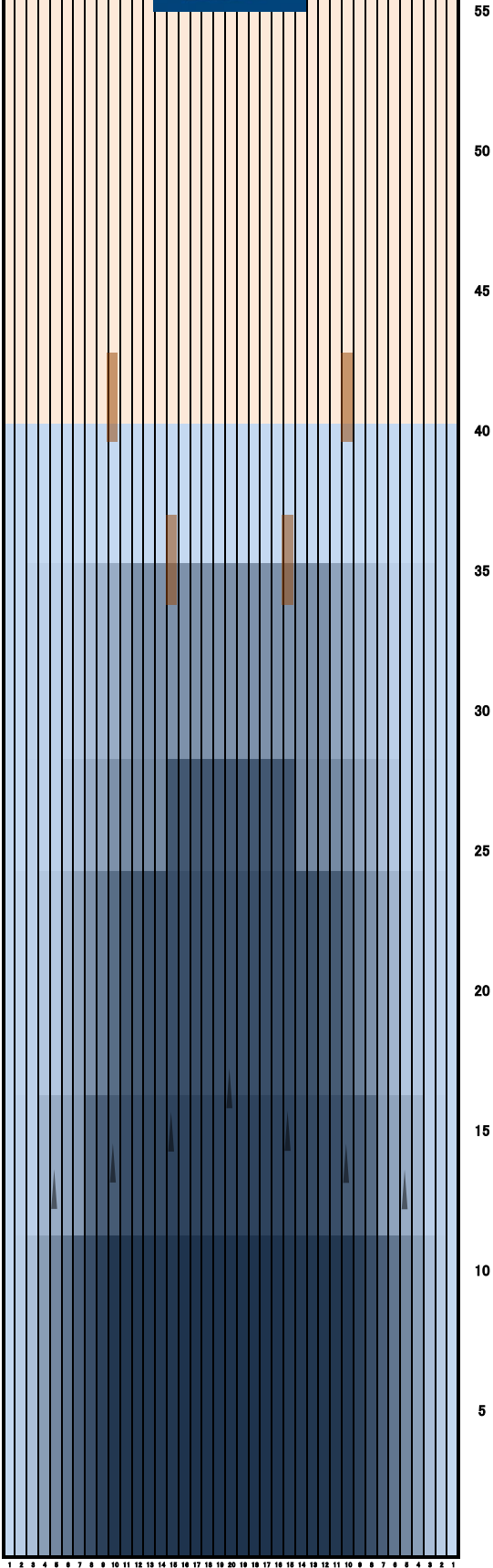


全九州ダブルス選手権



1 2 3 4 5 6 7 8 9 10 11 12 13 14 15 16 17 18 19 20 21



Lengthwise Ratio By Area			
	3L-7L	18L-18R	3R-7R
	Left	Center	Right
Zone 2	1.8	1.1	1.8
Zone 3	2.8	1.1	2.8
Zone 4	5.4	1.2	5.4
Zone 5	7.4	2.3	7.4
Zone 6			
Zone 7			
Zone 8			

全九州ダブルス選手権

Lengthwise Ratio By Board (units & ml)

Zone	7 Pin Side														Board Number												10 Pin Side											
	L1	L2	L3	L4	L5	L6	L7	L8	L9	L10	L11	L12	L13	L14	L15	L16	L17	L18	L19	C20	R19	R18	R17	R16	R15	R14	R13	R12	R11	R10	R9	R8	R7	R6	R5	R4	R3	R2
2		1.4	3.0	1.7	1.8	1.8	1.9	1.3	1.3	1.3	1.2	1.2	1.1	1.1	1.1	1.1	1.1	1.1	1.1	1.1	1.1	1.1	1.1	1.1	1.1	1.1	1.1	1.2	1.2	1.3	1.3	1.3	1.9	1.8	1.8	1.7	3.0	1.4
3		2.3	3.0	3.3	4.5	2.8	2.3	1.9	1.7	1.5	1.3	1.3	1.2	1.2	1.2	1.2	1.2	1.2	1.2	1.2	1.2	1.2	1.2	1.2	1.2	1.2	1.3	1.3	1.5	1.7	1.9	2.3	2.8	4.5	3.3	3.0	2.3	
4			3.0	6.6	9.0	5.5	4.5	3.1	2.8	2.3	2.0	2.0	2.0	2.0	1.3	1.3	1.3	1.3	1.3	1.3	1.3	1.3	1.3	1.3	2.0	2.0	2.0	2.0	2.3	2.8	3.1	4.5	5.5	9.0	6.6	3.0		
5			3.8	6.6	9.0	11.0	6.8	5.1	4.3	3.6	3.0	2.3	2.3	2.3	2.3	2.3	2.3	2.3	2.3	2.3	2.3	2.3	2.3	2.3	2.3	2.3	3.0	3.6	4.3	5.1	6.8	11.0	9.0	6.6	3.8			
6																																						
7																																						
8																																						

The lengthwise ratios are calculated from the volumes in the first zone.

Pattern Information

Date	2022/8月27日28日
Pattern Type	SPORT
Pattern Difficulty	HIGH
Pattern Volume (ml)	28.30

Pattern Parameters

Split Pattern	No
Pattern Name	全九州ダブルス選手権
Start Cleaner Spray	0
Start Squeegee	0
Start Oiling	6

Supplies Information

Lane Cleaner	
Cleaner Mixture Ratio	4 : 1
Cleaner Spray End Distance	53
Lane Conditioner	

Surface Information

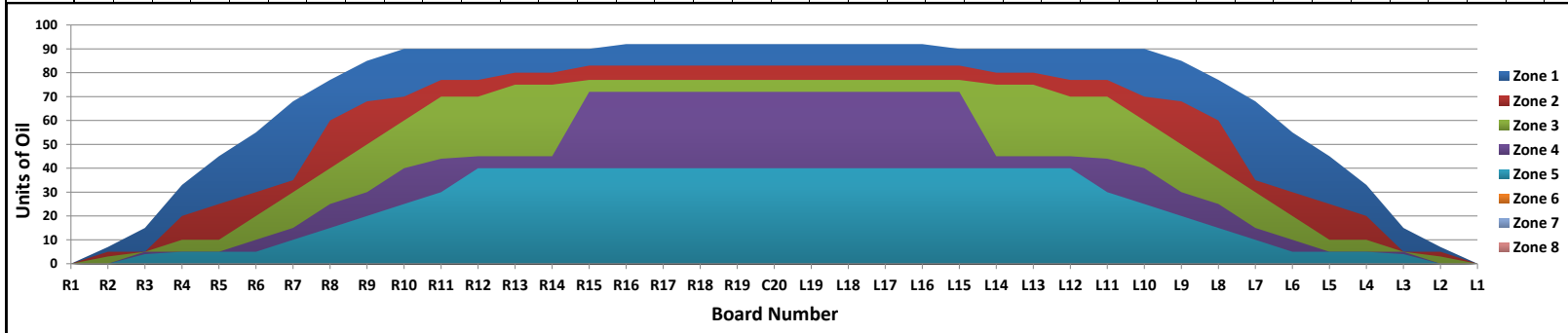
Surface Type	
Surface Brand	
Age	

SPORT	<4 : 1	USBC Ratio Definitions
CHALLENGE	4-8 : 1	
RECREATIONAL	>8 : 1	

Notes

Zone	1	2	3	4	5	6	7	8	Pattern Ratio by Volume (3-7:18-18)	
Zone End Distance	11	16	24	28	35	40				
Zone Ratio	L 2.1 : 1 R 2.1 : 1	3.6 : 1	5.1 : 1	9.0 : 1	6.8 : 1	:	:	:		L 3.34 : 1 R 3.34 : 1
Zone Volume (ml)	12.35	4.56	6.31	2.38	2.69	0.00				

ZONE	7 Pin Side											Board Number										10 Pin Side																
	L1	L2	L3	L4	L5	L6	L7	L8	L9	L10	L11	L12	L13	L14	L15	L16	L17	L18	L19	C20	R19	R18	R17	R16	R15	R14	R13	R12	R11	R10	R9	R8	R7	R6	R5	R4	R3	R2
1	0	7	15	33	45	55	68	77	85	90	90	90	90	90	92	92	92	92	92	92	92	92	90	90	90	90	90	90	90	85	77	68	55	45	33	15	7	0
2	0	5	5	20	25	30	35	60	68	70	77	77	80	80	83	83	83	83	83	83	83	83	83	83	80	80	77	77	70	68	60	35	30	25	20	5	5	0
3	0	3	5	10	10	20	30	40	50	60	70	70	75	75	77	77	77	77	77	77	77	77	77	75	75	70	70	60	50	40	30	20	10	10	5	3	0	
4	0	0	5	5	5	10	15	25	30	40	44	45	45	45	72	72	72	72	72	72	72	72	72	45	45	45	44	40	30	25	15	10	5	5	5	0	0	
5	0	0	4	5	5	5	10	15	20	25	30	40	40	40	40	40	40	40	40	40	40	40	40	40	40	40	30	25	20	15	10	5	5	5	4	0	0	
6	0	0	0	0	0	0	0	0	0	0	0	0	0	0	0	0	0	0	0	0	0	0	0	0	0	0	0	0	0	0	0	0	0	0	0	0	0	0
7																																						
8																																						





DIRECT+
Conditioning System



全九州ダブルス選手権

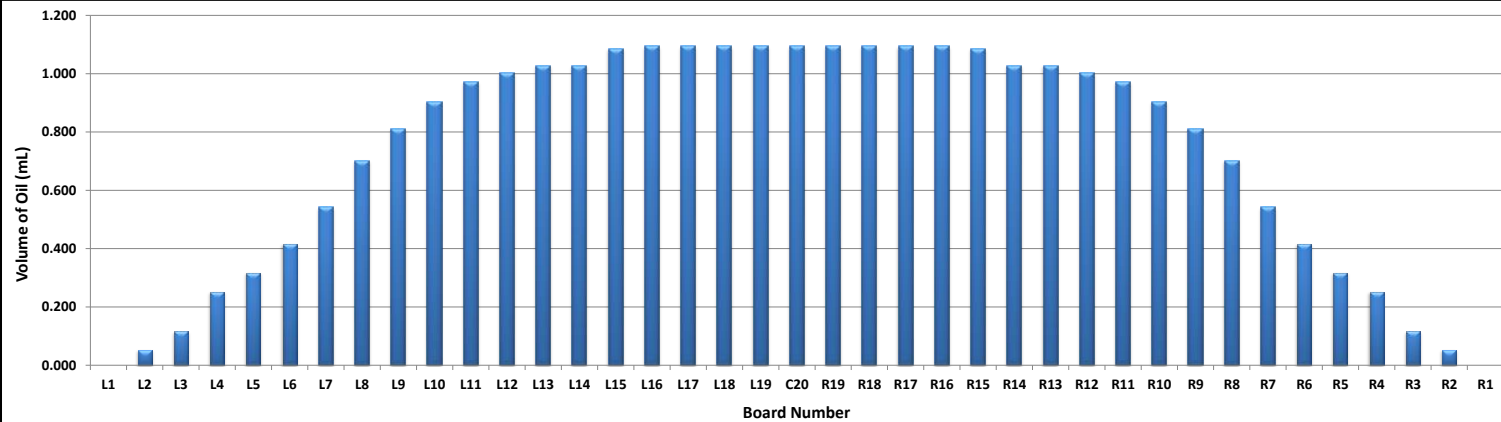
Crosswise Ratios (by units)

Zone	Average	Ratio
3L-7L	Left = 43.2	2.1
3R-7R	Right = 43.2	2.1
18L-18R	Center = 92.0	
3L-7L	Left = 23.0	3.6
3R-7R	Right = 23.0	3.6
18L-18R	Center = 83.0	
3L-7L	Left = 15.0	5.1
3R-7R	Right = 15.0	5.1
18L-18R	Center = 77.0	
3L-7L	Left = 8.0	9.0
3R-7R	Right = 8.0	9.0
18L-18R	Center = 72.0	

Crosswise Ratios (by ml)

Zone	Average	Ratio
3L-7L	Left = 0.199	2.1
3R-7R	Right = 0.199	2.1
18L-18R	Center = 0.424	
3L-7L	Left = 0.048	3.6
3R-7R	Right = 0.048	3.6
18L-18R	Center = 0.174	
3L-7L	Left = 0.050	5.1
3R-7R	Right = 0.050	5.1
18L-18R	Center = 0.258	
3L-7L	Left = 0.013	9.0
3R-7R	Right = 0.013	9.0
18L-18R	Center = 0.121	

The above crosswise ratios are calculated by the average units of oil for boards 18L - 18R and divided by the average units of oil for board 3 - 7 left and right.



3L-7L:18L-18R	8L-12L:18L-18R	13L-17L:18L-18R	18L-18R:17R-13R	18L-18R:12R-8R	18L-18R:7R-3R
Outside Track: Middle	Middle Track: Middle	Inside Track: Middle	Middle: Inside Track	Middle: Middle Track	Middle: Outside Track
3.33	1.24	1.02	1.02	1.24	3.33